

BLONDING STEP-BY-STEP

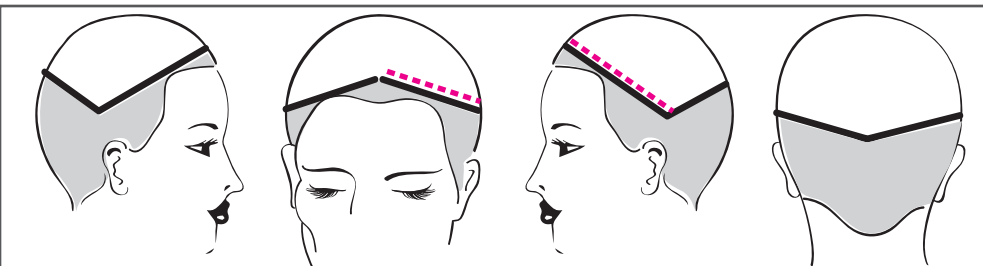
PRODUCTS USED: Pure Light Power Lightener, 40 Volume Developer, ChromaSilk 8N, 10 Volume Developer, ChromaSilk 900, 30 Volume Developer, ChromaSilk 10.07, Zero Lift Developer



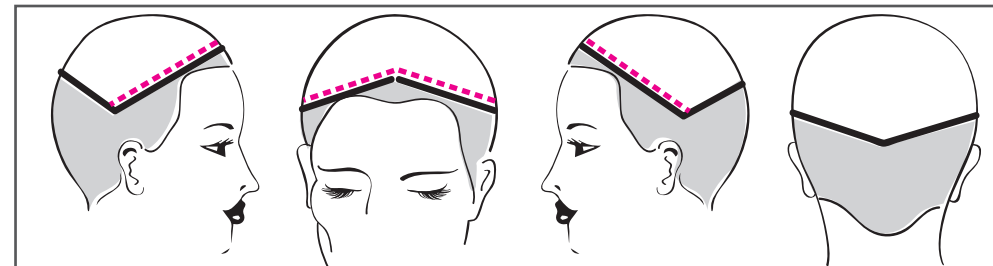
1. SECTIONING: Take a diagonal back parting from the top hairline to the top of the ear. Now part the hair from the ear to the back of the head on a diagonal forward. Repeat this parting on the other side of the head, creating a diamond shape.



2. BOTTOM COLOR PLACEMENT: Apply the darkest color, 8N to the hair beneath the diamond section. Apply the medium shade to the side triangle sections for transitional contrast. We used 900 with 30 volume at the root, and 900 with 40 volume developer from midshaft to ends.



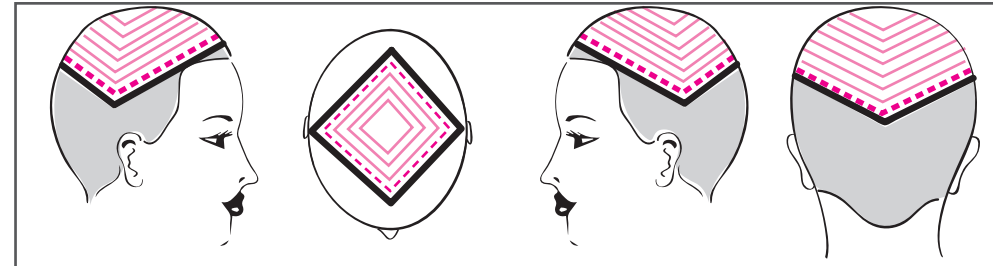
3. FOIL PLACEMENT: Begin the foil placement on the front right diagonal parting along the hair line. Take 1/2 inch sub sections. Use a medium stitch weaving off the top of the subsections. Apply Pure Light Power Lightener with your choice of developer.



4. FOIL PLACEMENT: Continue to the left front parting. Continue to take 1/2 inch subsections, using a medium stitch across the top of each subsection. Continue this process moving around the head until you reach the front right section again.



5. FOIL PLACEMENT: Beginning back at the right front diagonal section, continue taking 1/2 inch subsections this time using a medium slice off the top. You will continue to rotate around the head slicing through each diagonal until you reach the last foil.



6. RESULT: Your final result will look like a brilliant series of diamonds. Process according to manufacturer's directions. Shampoo and tone as necessary. For our model we used 10.07 with Zero Lift developer.

***HOT TIP:** When coloring between the foils be sure to do this as you go. This will ensure the easiest and cleanest application.

***NOTE:** To create a softer look, replace the final stitch with a weave.

PRAVANA™

BLONDING TECHNIQUE

PRODUCTS USED:

Pure Light Power Lightener
40 Volume Developer
ChromaSilk 8N
10 Volume Developer
ChromaSilk 900
30 Volume Developer
ChromaSilk 10.07
Zero Lift Developer

